


# American Range


## Install bake igniter: Performer Series

Tools Required:      Phillips Head Screwdriver



1) Open oven door and remove oven racks.






3) Using a phillips head screw driver, loosen the 2 screws holding each rack guide in place. Do not remove screws.



4) Lift rack guide and remove






4) Grab the bottom panel on each end and pull the bottom panel up and off.



5) Locate the igniter. Remove the 2 screws holding it to the bracket. Pull igniter into the oven to unplug the wires.



6) Follow reverse to reinstall.