

INSTRUCTION MANUAL

MONTAGUE LEGEND

Heavy Duty Underfired Gas Broilers

Radiant Models:

Range Match: UF (-24R, -30R, -36R, -48R, -60R, -72R)

Freestanding: UFS (-24R, -30R, -36R, -48R, -60R, -72R)

Low-Profile Counter: UFLC (-24R, -30R, -36R, -48R, -60R, -72R)

Modular: UFSM (-24R, -30R, -36R, -48R, -60R, -72R)

Counter: UFSC (-24R, -30R, -36R, -48R, -60R, -72R)

Shallow Counter: UFLCS (-24R, -30R, -36R, -48R, -60R, -72R)

These instructions should be read thoroughly before attempting installation.
Set up and installation should be performed by qualified installation personnel.

Keep area around appliances free and clear from combustibles.

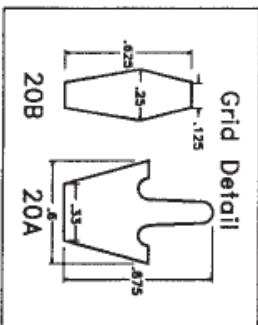
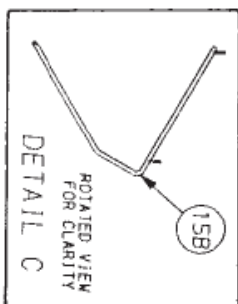
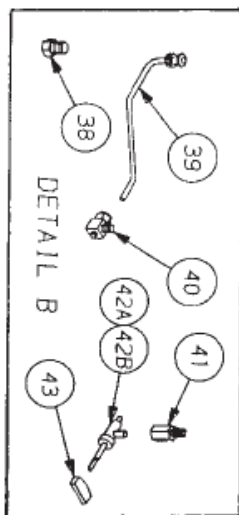
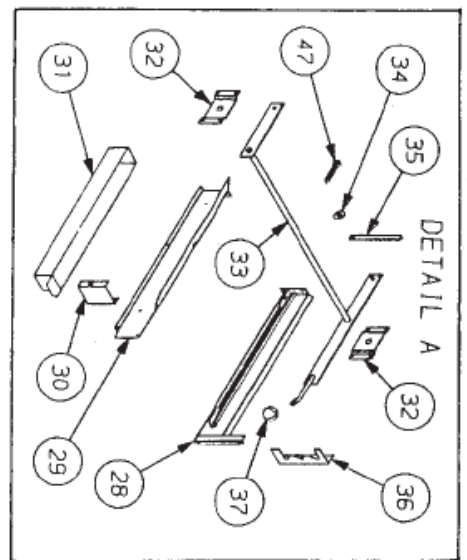
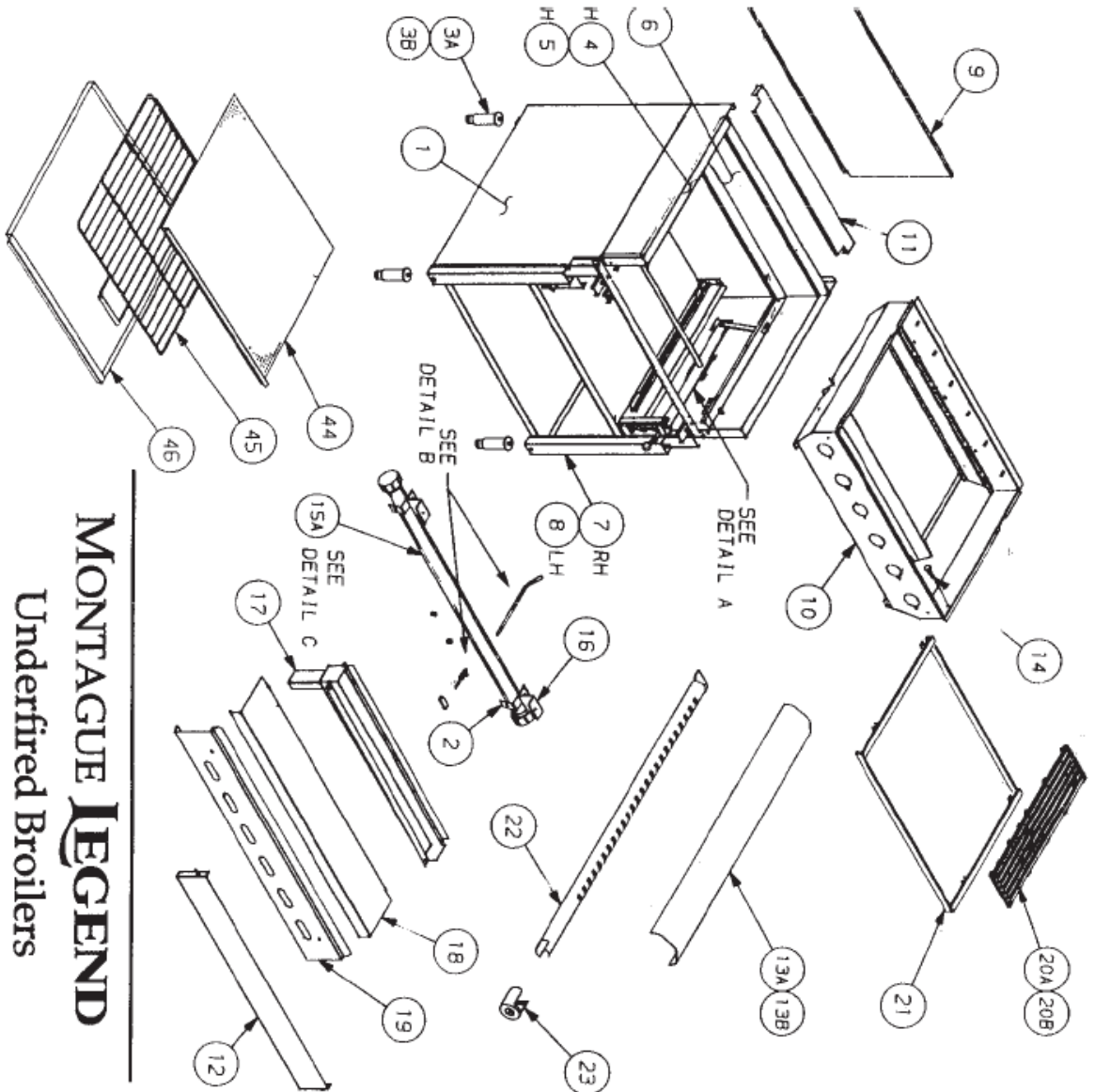
PLEASE RETAIN THIS MANUAL
FOR FUTURE REFERENCE.



MONTAGUE **LEGEND**

Underfired Broilers

Radiant Style



10

Underfired Broilers, Radiant Style— Exploded Parts Diagram

Item	Description	24	30	36	Item	Description	24	30	36
1	Cabinet Base	20355-6	20402-1	13588-7	28	Liner, Warming Shelf- RT	19728-9	19728-9	19728-9
2	Valve, Bracket	06137-9	06137-9	06137-9	29	Liner, Warming Shelf- LT	19735-1	19735-1	19735-1
3A	Leg w/ Foot - SS	03467-3	03467-3	03467-3	30	Bracket, MTG	19738-6	19738-6	19738-6
3B	Leg w/ Foot- PTD	03468-1	03468-1	03468-1	31	Grease Container	19752-1	19752-1	19752-1
4	Top Trim Assy - LT	19413-1	19413-1	19413-1	32	Lever MTG Bracket (X2)	19366-6	19366-6	19366-6
5	Top Trim Assy - RT	19412-3	19412-3	19412-3	33	Lever Assy Grate	20234-7	20411-0	19363-1
6	Top Trim Rear- SS	20371-8	20422-6	19409-3	34	Washer, Flat	01924-0	01924-0	01924-0
7	Trim Mullion - RT	19878-1	19878-1	19878-1	35	Vertical Link	19374-7	19374-7	19374-7
8	Trim Mullion - LT	19881-1	19881-1	19881-1	36	Bracket, Grid Adjustment	19726-2	19726-2	19726-2
9	Back-Outer Panel	20349-1	20397-1	20318-1	37	Knob, Black Oval	22269-0	22269-0	22269-0
10	Burner box Assy	20483-8	20716-0	20110-3	38	Plug (BR) Pipe	01279-3	01279-3	01279-3
11	Cover, Debris, Rear	20793-4	20730-6	20332-7	39	Pilot Lighter	20535-4	20535-4	20535-4
12	Deflector, Door	20934-1	20933-3	20932-5	40	Pilot Valve	01055-3	01055-3	01055-3
13A	Radiant	20122-7	20122-7	20122-7	42A	Valve Assy, Burner (N)	02406-6	02406-6	02406-6
13B	Radiant- Cast Iron	20531-1	20531-1	20531-1	42B	Valve Assy, Burner (LP)	01003-0	01003-0	01003-0
14	Screw Cap w/ Shank	19847-1	19874-1	19847-1	43	Valve Handle	02002-8	02002-8	02002-8
15A	Manifold	20239-8	20430-7	20006-9	44	Screen, Debris	20564-8	20582-6	20585-0
15B	Manifold w/ Rear Conn	20012-3	20012-3	20012-3	45	Wire Rack w/ Handle	20260-6	20259-2	19759-9
16	Support Bracket	19839-0	19839-0	19839-0	46	Drip Container w/ SS Trim	20253-3	20379-3	19747-5
17	Broiler Trough	20243-6	20374-2	19858-7	47	Cotter Pin	01931-3	01931-3	01931-3
18	Guard Rail Assy	20248-7	20363-7	20010-7	*48A	Pressure Regulator - Nat.	01039-1	01039-1	01039-1
19	Control Panel	20474-9	20721-7	20007-7	*48B	Pressure Regulator - Prop.	01040-5	01040-5	01040-5
20A	Top Grid (Ultra Flow)	19692-4	19692-4	19692-4	*48C	Pressure Regulator - (Dbl.) - Nat.	02145-8	02145-8	02145-8
20B	Top Grid (Narrow Rib)	09347-5	09347-5	09347-5	*48D	Pressure Regulator - (Dbl.) - Prop.	02146-6	02146-6	02146-6
21	Grid Frame Assy	20258-4	20347-5	19852-8					
22	Burner	20486-2	20486-2	20486-2					
23	Air shutter w/ screen	20663-8	02663-8	02663-8					

*Not



The MONTAGUE COMPANY
 1830 Stearman Avenue, P.O. Box 4954 Hayward, CA 94540-4954