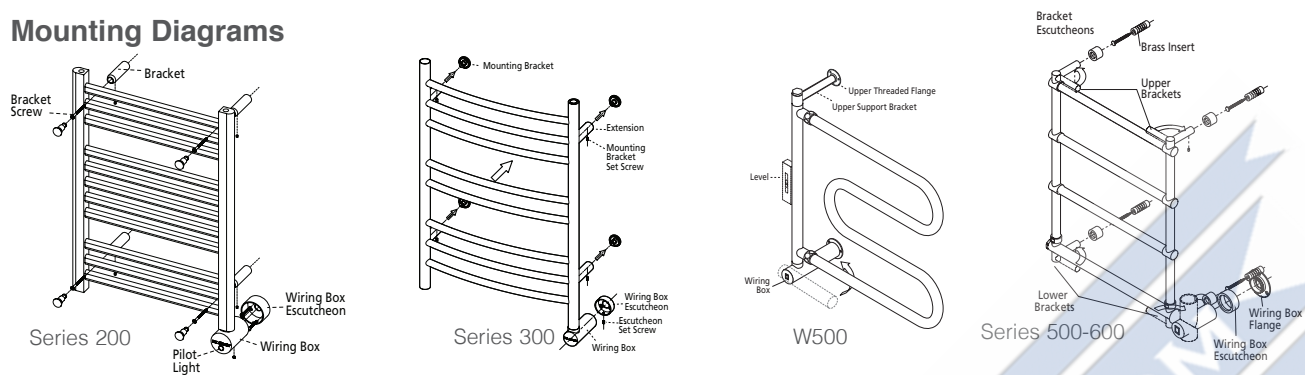
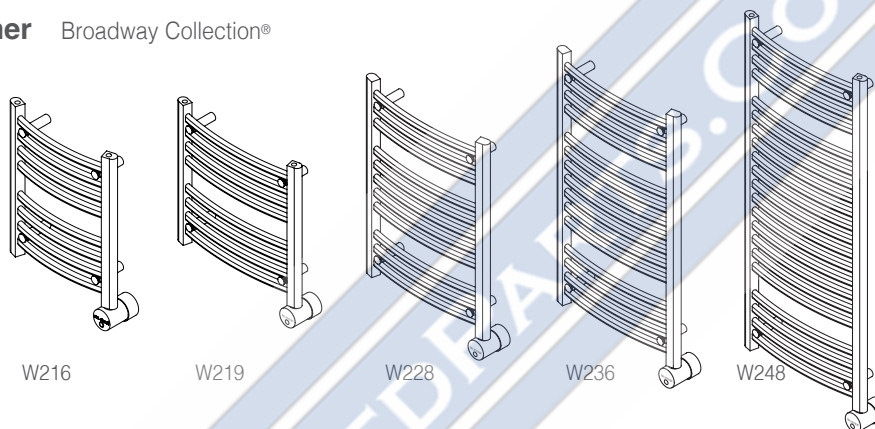


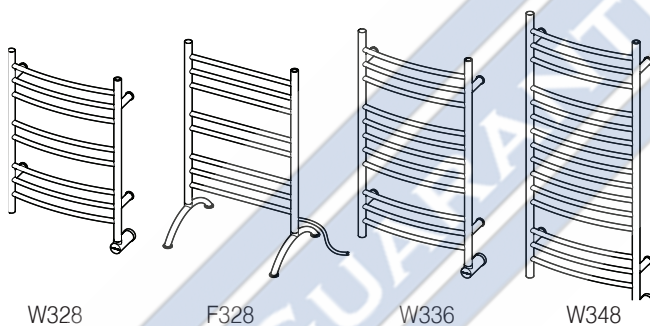
Mounting Diagrams



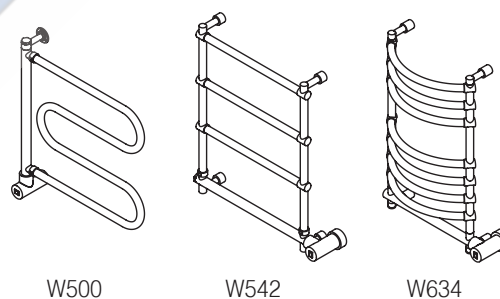
Series 200 Towel Warmer Broadway Collection®



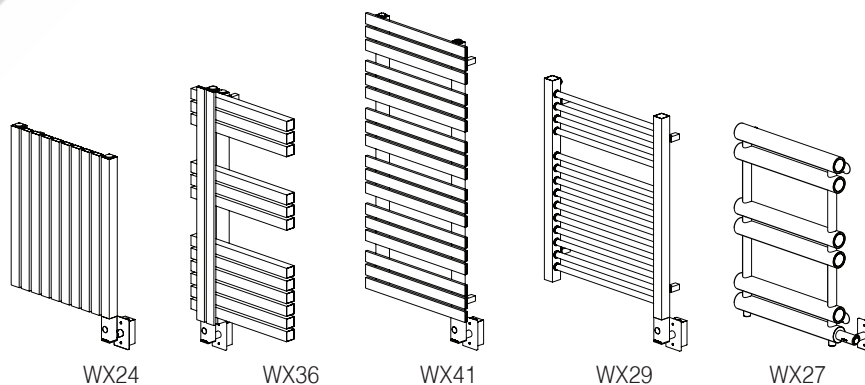
Series 300 Towel Warmer Metro Collection®



Series 500-600 Towel Warmer Fifth Avenue Collection®



Lexington Collection



PART No.	DESCRIPTION
----------	-------------

TIMERS, LIGHTS AND INDICATORS

103949	On/Off Switch - Series 500 (through SN 40560) (Fifth Avenue Collection)
104028	Pilot Light for Series 200 (SN 40660 and up), Series 300 and Lexington Collection
104050	Pilot Light for Series 500 (Fifth Avenue Collection)
103588DIG	Digital Timer: EJ600-U

HARDWARE FOR SERIES 200 (Broadway Collection)

104029-PC	Mounting Bracket Set - Polished Chrome
104029-WH	Mounting Bracket Set - White
104029-ORB	Mounting Bracket Set - Oil Rubbed Bronze
104031-PC	Escutcheon for Wiring Box - Polished Chrome
104031-WH	Escutcheon for Wiring Box - White
104031-ORB	Escutcheon for Wiring Box - Oil Rubbed Bronze
104093PC	Wall Plate- Polished Chrome
104093WH	Wall Plate- White
104093ORB	Wall Plate- Oil Rubbed Bronze

HARDWARE FOR SERIES 300 (Metro Collection)

104090-SSB	Mounting Bracket Set - Brushed Stainless Steel
104090-SSP	Mounting Bracket Set - Polished Stainless Steel
104091-SSB	Escutcheon for Wiring Box - Brushed Stainless Steel
104091-SSP	Escutcheon for Wiring Box - Polished Stainless Steel
104093-SSB	Wall Plate - Brushed Stainless Steel
104093-SSP	Wall Plate - Polished Stainless Steel

HEATING ELEMENTS

103963	W510 TW Heating Element 70 Watt
103964	W500 TW Heating Element 100 Watt
103965	W842, W542 TW Heating Element 150 Watt
103966	W552, W554, W562, W572, W634 TW Heating Element 200 Watt
103967	W556, W856 TW Heating Element 200 Watt
104030	W228, W236, W248 TW Heating Element 400 Watt
104136	W216, W219 TW Heating Element 200 Watt

LEXINGTON COLLECTION

104278	WX 300 Watt Heating Element - for models WX24, WX27, WX29
104279	WX 400 Watt Heating Element - for models WX36, WX41
104280SSB	WX TW Square Mounting Set, SSB - for models WX24, WX29, WX36, WX41
104280SSP	WX TW Square Mounting Set, SSP - for models WX24, WX29, WX36, WX41
104281SSB	WX TW Round Mounting Set, SSB - for model WX27
104281SSP	WX TW Round Mounting Set, SSP - for model WX27

PC= Polished Chrome
ORB= Oil Rubbed Bronze

PN - Polished Nickel
SSP=Stainless Steel Polished

BN= Brushed Nickel
SSB=Stainless Steel Brushed