



IMPORTANT NOTE:

Locate the Specification Label on unit to determine exact Model Name and electrical specifications. This information is needed to identify the correct replacement parts. See exploded view illustration(s) for Specification Label location.

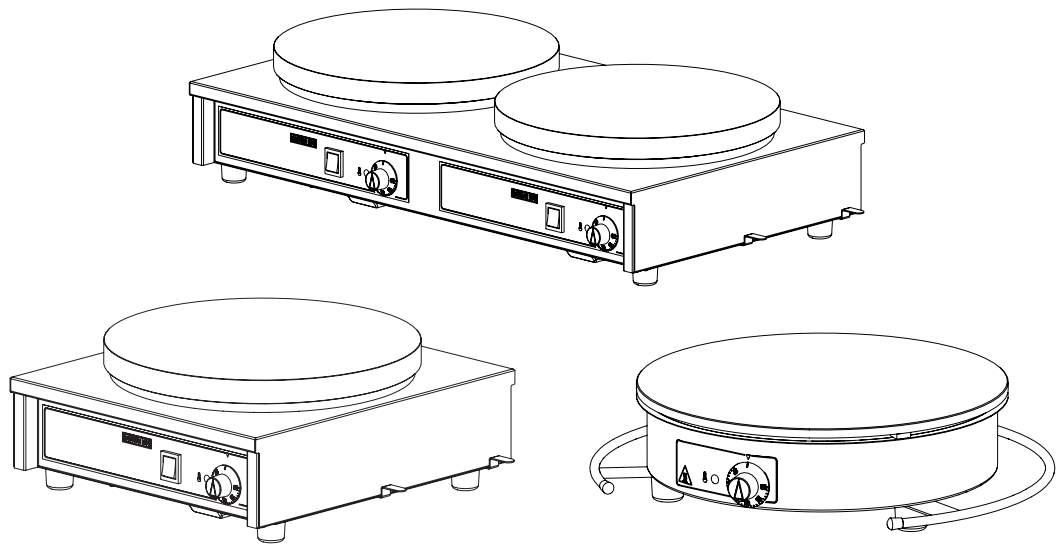


Use of replacement parts other than those supplied by Hatco Corporation may result in damage to unit or injury to personnel and will void all warranties.

Electric Crepe Makers

KCME Series

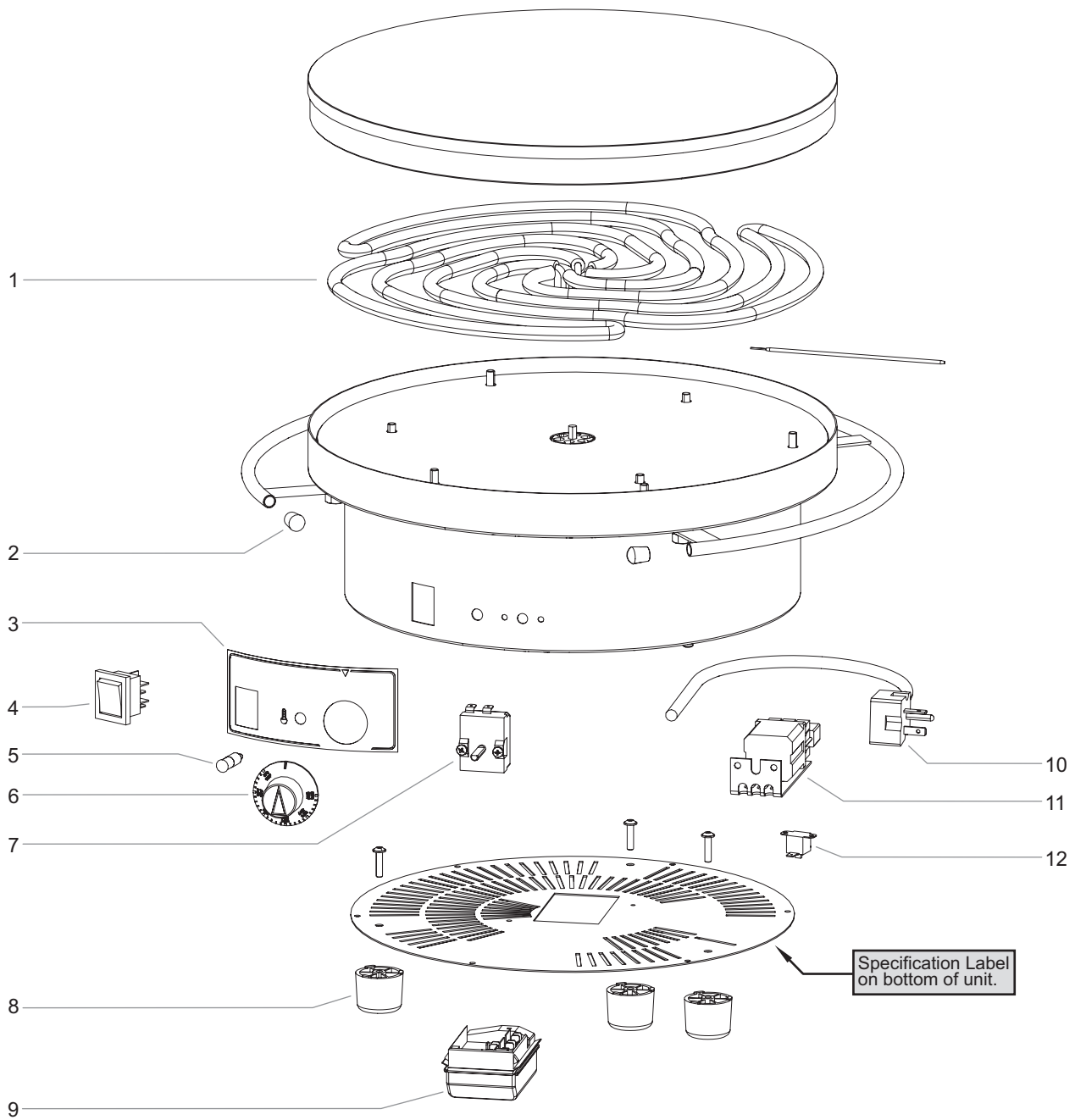
<u>Model Name</u>	<u>Page</u>
KCME-1RND	2
KCME-1RCT.....	4
KCME-2RCT.....	4



Replacement Parts List

Electric Crepe Maker

KCME-1RND Model



Model KCME-1RND

Item	Description	Part Number	Qty.
1	Element		
	120 V	X02.08.734.00	3
	208–240 V	X02.08.735.00	3
2	Cap, End Piece	X05.30.339.00	2
3	Control Panel		
	120 V	X07.01.497.00	1
	208–240 V	X07.01.498.00	1
4	Rocker On/Off Switch	X02.19.284.00	1
5	Indicator Light	X02.30.173.00	1
6	Thermostat Knob	X05.30.333.00	1
7	Thermostat	X02.01.545.00	1
8	Legs	X05.30.224.00	3
9	Terminal Block	X02.19.286.00	1

Item	Description	Part Number	Qty.
10	Power Cord and Plug		
	120 V, NEMA 5-15P	X02.18.901.00	1
	208–240 V, NEMA 6-20P	X02.18.904.00	1
11	Relay	X02.01.546.00	1
12	High Limit Thermostat	X02.19.287.00	1
13	Cleaning Pad Refill (not shown)	04.56.835.00	1
14	Cleaning Stone (not shown)	04.56.832.00	1
15	Round Steel Spreader (not shown)	04.56.829.00	1
16	Flat Beech Spreader (not shown)	04.56.830.00	1
17	Metal Spatula (not shown)	04.56.831.00	1
18	Abrasive Stone (not shown)	04.56.832.00	1
19	Cleaning Pad (not shown)	04.56.833.00	1
	Wiring Diagrams		
	120 V	10-01-1524	
	208–240 V	10-01-1525	

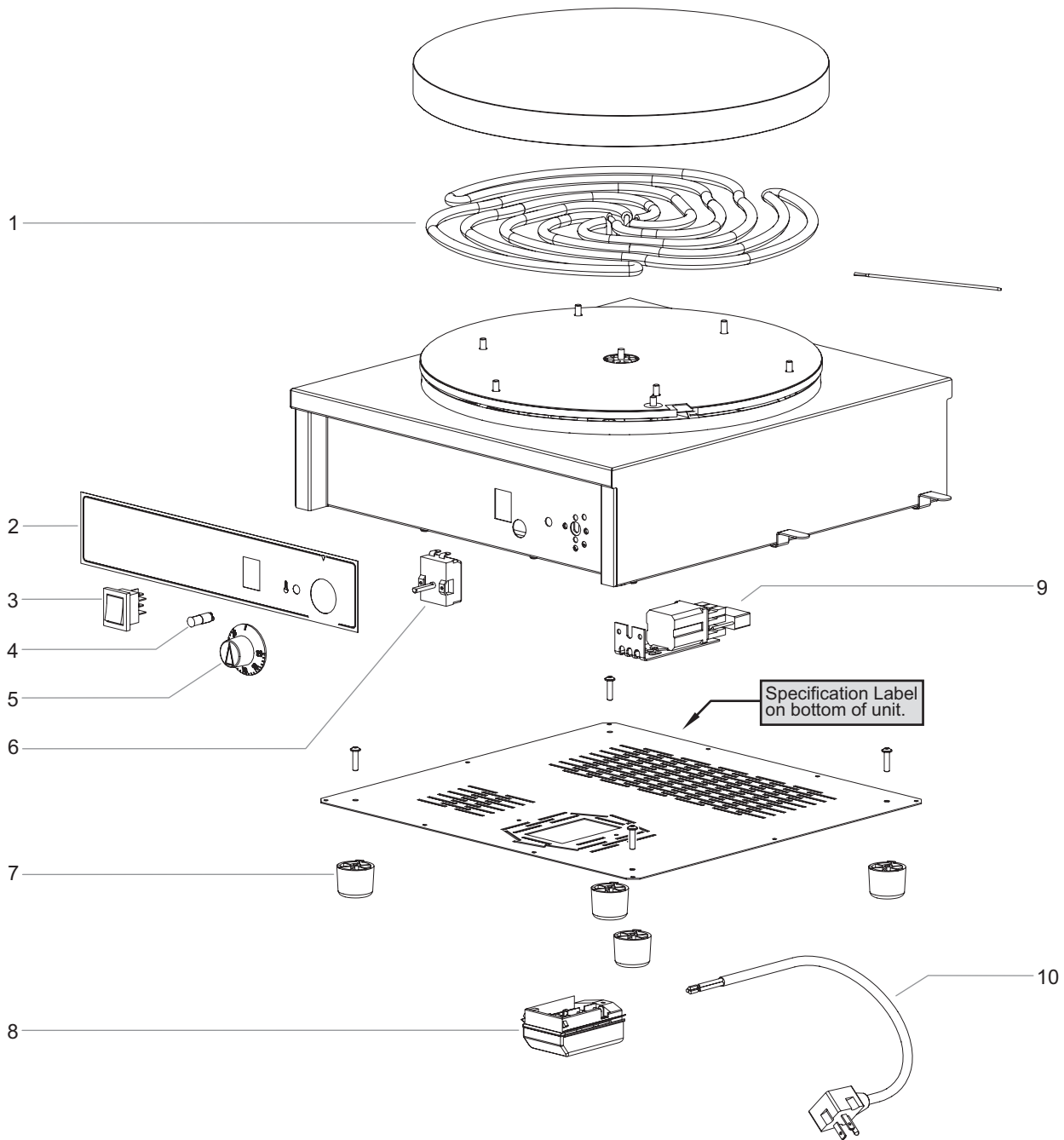
NOTE: The last four digits in a ten digit numerical serial number are the manufacturing date code.

Example: Serial number 9625061931 has a date code of "1931" which indicates the following: 1931

└─ Week Thirty-One
└─ Year 2019

Electric Crepe Makers

KCME-1RCT and KCME-2RCT Models



Models KCME-1RCT and KCME-2RCT

Item	Description	Part Number	Qty.
1	Element	X02.08.735.00	3-6
2	Control Panel	X07.01.499.00	1-2
3	Rocker On/Off Switch	X02.19.284.00	1-2
4	Indicator Light	X02.30.173.00	1-2
5	Thermostat Knob	X05.30.333.00	1-2
6	Thermostat	X02.01.545.00	1-2
7	Legs	X05.30.224.00	4
8	Terminal Block	X02.19.286.00	1-2
9	Relay	X02.01.546.00	1
10	Power Cord and Plug, 208-240 V, NEMA 6-20P	X02.18.904.00	1-2

Item	Description	Part Number	Qty.
11	Cleaning Pad Refill (not shown)	04.56.835.00	1
12	Cleaning Stone (not shown)	04.56.832.00	1
13	Round Steel Spreader (not shown)	04.56.829.00	1
14	Flat Beech Spreader (not shown)	04.56.830.00	1
15	Metal Spatula (not shown)	04.56.831.00	1
16	Abrasive Stone (not shown)	04.56.832.00	1
17	Cleaning Pad (not shown)	04.56.833.00	1
	Wiring Diagrams	10-01-1526	

NOTE: Quantities shown as a range are dependant upon the style of crepe maker, single griddle or double griddle.

NOTE: The last four digits in a ten digit numerical serial number are the manufacturing date code.

Example: Serial number 962506**1931** has a date code of "1931" which indicates the following: 1931

└─ Week Thirty-One
└─ Year 2019