



IMPORTANT NOTE:

Locate the Specification Label on unit to determine exact Model Name and electrical specifications. This information is needed to identify the correct replacement parts. See exploded view illustration(s) for Specification Label location.

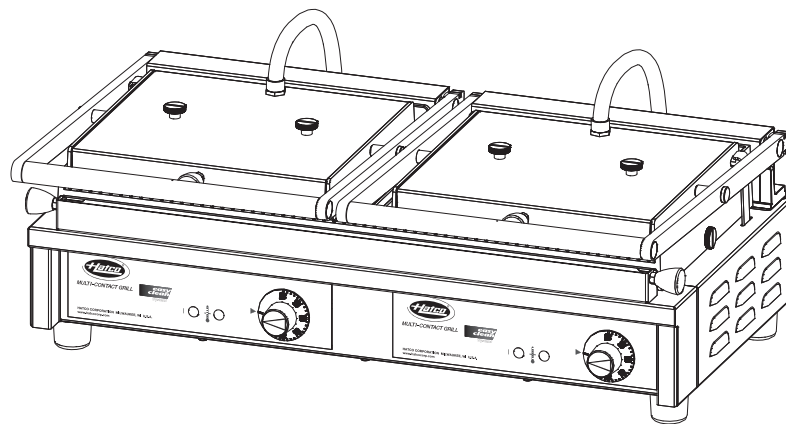
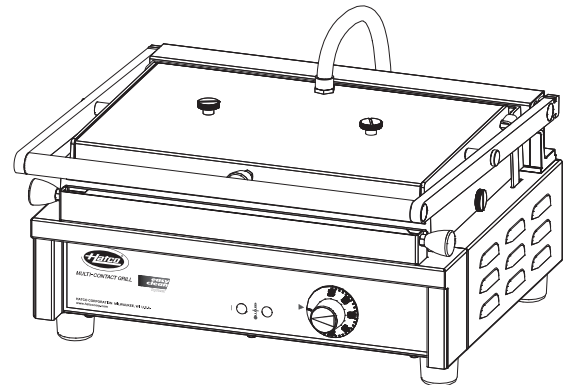
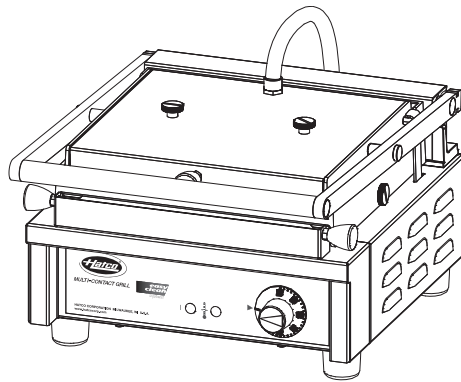


Use of replacement parts other than those supplied by Hatco Corporation may result in damage to unit or injury to personnel and will void all warranties.

Multi Contact Grill

MCG Series

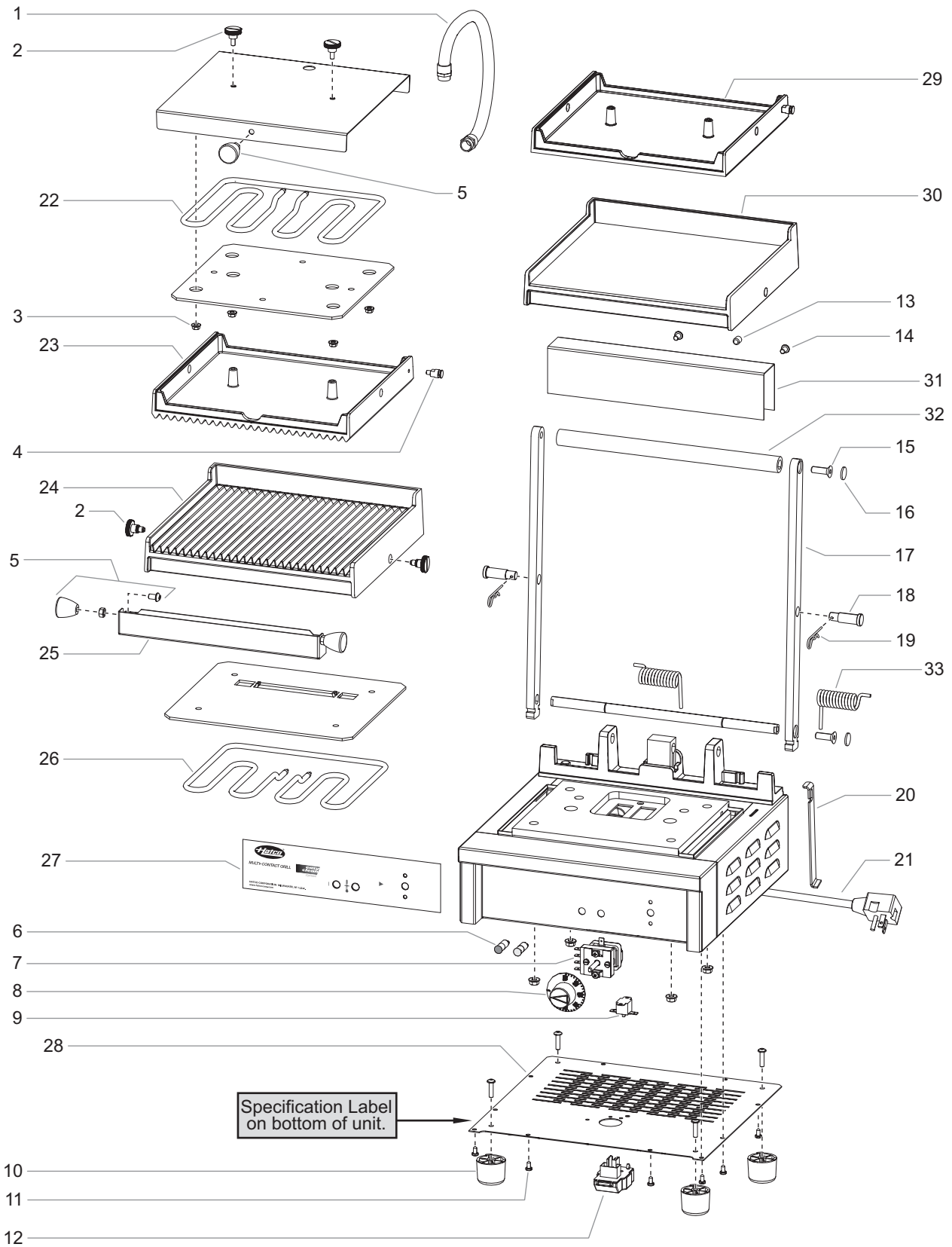
<u>Model Name</u>	<u>Page</u>
Common Parts	3
MCG10G.....	3
MCG14G.....	4
MCG20G.....	4



Replacement Parts List

Hatco Multi Contact Grill

MCG Series



Parts Common to All Models

Item	Description	Part Number	Qty.
1	Conduit	X02.18.608.00	1
2	Knob, Clamping	X05.04.834.00	4
3	Nut	X05.04.942.00	6
4	Shoulder Screw	X05.04.944.00	1
5	Knob Assembly	X05.30.216.00	3
6	Indicator Lamp Set (includes red lamp and green lamp)		
	MCG10G and MCG14G	X02.30.173.00	1
	MCG20G	X02.30.173.00	2
7	Thermostat	X02.01.398.00	1
8	Knob, Thermostat	X05.30.215.00	1
9	High Limit Switch, 320°F (160°C)	X02.20.456.00	1
10	Leg w/Screw	X05.30.224.00	4
11	Screw, Bottom Cover	X05.04.943.00	16
12	Terminal Block	X05.30.283.00	1
13	Set Screw	X05.04.951.00	1

Item	Description	Part Number	Qty.
14	Screw, Rear Cover	X05.04.949.00	2
15	Hex Screw	X05.04.948.00	4
16	Screw Cover	X05.30.278.00	4
17	Lift Arm	X05.30.286.00	2
18	Shoulder Screw	X05.04.945.00	2
19	Cotter Pin	X05.30.279.00	2
20	Lever Arm		
	Right Side	X05.30.284.00	1
	Left Side (MCG20 Only)	X05.30.285.00	1
21	Power Cord		
	NEMA 5-15P	X02.18.901.00	1
	NEMA 5-20P	X02.18.902.00	1
	NEMA 6-15P	X02.18.903.00	1
	NEMA 6-20P	X02.18.904.00	1
	Scraper (not shown)	X04.56.691.00	1

Parts Specific to MCG10G Models

Item	Description	Part Number	Qty.
22	Top Element, 120 V	X02.08.669.00	1
23	Top Plate, Ribbed	X05.13.008.00	1
24	Bottom Plate, Ribbed	X05.13.007.00	1
25	Drip Tray w/Handles	X05.30.217.00	1
26	Bottom Element, 120 V	X02.08.670.00	1
27	Control Label	X07.01.386.00	1
28	Bottom Cover	X05.30.273.00	1

Item	Description	Part Number	Qty.
29	Top Plate, Smooth	X05.13.002.00	1
30	Bottom Plate, Smooth	X05.13.001.00	1
31	Rear Cover	X05.30.280.00	1
32	Handle	X05.30.276.00	1
33	Lifting Spring Set (Left and Right)	X05.08.039.00	1
	Wiring Diagram	10-01-1122	

NOTE: The last four digits in a ten digit numerical serial number are the manufacturing date code.

Example: Serial number 9625061331 has a date code of "1331" which indicates the following: 1331

└─ Week Thirty-One
└─ Year 2013

Parts Specific to MCG14G Models

Item	Description	Part Number	Qty.
22	Top Element		
	120 V, 880 W	X02.08.671.00	1
	240 V, 1200 W	X02.08.673.00	1
23	Top Plate, Ribbed	X05.13.011.00	1
24	Bottom Plate, Ribbed	X05.13.010.00	1
25	Drip Tray w/Handles	X05.30.218.00	1
26	Bottom Element		
	120 V, 1000 W	X02.08.672.00	1
	240 V, 1400 W	X02.08.674.00	1

Item	Description	Part Number	Qty.
27	Control Label	X07.01.385.00	1
28	Bottom Cover	X05.30.274.00	1
29	Top Plate, Smooth	X05.13.005.00	1
30	Bottom Plate, Smooth	X05.13.004.00	1
31	Rear Cover	X05.30.281.00	1
32	Handle	X05.30.277.00	1
33	Lifting Spring Set (Left and Right)	X05.08.040.00	1
	Wiring Diagram	10-01-1122	

Parts Specific to MCG20G Models

Item	Description	Part Number	Qty.
22	Top Element, 240 V	X02.08.675.00	2
23	Top Plate, Ribbed		
	Left Plate	X05.13.009.00	1
	Right Plate	X05.13.008.00	1
24	Bottom Plate, Ribbed	X05.13.012.00	1
25	Drip Tray w/Handles	X05.30.219.00	1
26	Bottom Element, 240 V	X02.08.676.00	2
27	Control Label	X07.01.386.00	2
28	Bottom Cover	X05.30.275.00	1

Item	Description	Part Number	Qty.
29	Top Plate, Smooth		
	Left Plate	X05.13.003.00	1
	Right Plate	X05.13.002.00	1
30	Bottom Plate, Smooth	X05.13.006.00	1
31	Rear Cover	X05.30.280.00	2
32	Handle	X05.30.276.00	2
33	Lifting Spring Set (Left and Right)	X05.08.039.00	2
	Wiring Diagram	10-01-1123	

NOTE: The last four digits in a ten digit numerical serial number are the manufacturing date code.

Example: Serial number 9625061331 has a date code of "1331" which indicates the following: 1331

